

# GREAT START SYSTEM EVALUATION

## Kalamazoo

### Great Start Collaborative Report, April 2018



#### OVERVIEW

The goal of each GSC/GSPC is to ensure the coordination and expansion of local early childhood infrastructure and programs that allow every child in the community to achieve the outcomes envisioned by Governor Snyder through Executive Order 2011-8. GSCs bring together partners from various sectors to support healthy births, on-track development, school readiness, and reading proficiency.

This report is intended to provide GSCs/GSPCs with useful insights around several key areas.

Findings come from a member/parent/non-member survey and the review of GSC strategic plans. The survey was open for responses in December 2017 and January 2018. There were 38 total responses from your area, with 31 respondents from the GSC, 4 from the GSPC, and 3 non-member respondents.



Refer to the appendices of this report for complete survey data for this GSC and for suggestions on how to use the information provided here.

#### MEMBER ENGAGEMENT

##### Member Activity Level

|   | Your GSC | Statewide |
|---|----------|-----------|
| Attended most or all of the GSC meetings in the past year | 64%      | 57%       |
| Were somewhat or very active in a workgroup               | 71%      | 64%       |

##### Member voices were heard in designing the work of the GSC/GSPC

| Your GSC | %                      | Statewide |
|----------|------------------------|-----------|
| 88       | Agreed/strongly agreed | 91        |

##### GSC members work well together

| Your GSC | %                      | Statewide |
|----------|------------------------|-----------|
| 85       | Agreed/strongly agreed | 88        |
| 9        | I don't know           | 9         |

##### GSPC members work well together

| Your GSPC | %                      | Statewide |
|-----------|------------------------|-----------|
| 33        | Agreed/strongly agreed | 52        |
| 61        | I don't know           | 46        |

##### GSC membership represents the community a great deal in regards to:

|           | % Race/Ethnicity | Age | Gender | Geography | Points of View | Organizational Variety |
|-----------|------------------|-----|--------|-----------|----------------|------------------------|
| Your GSC  | 31               | 41  | 15     | 27        | 39             | 74                     |
| Statewide | 45               | 55  | 36     | 48        | 57             | 72                     |

##### GSPC membership represents the community a great deal in regards to:

|           | % Race/Ethnicity | Age | Gender | Geography | Points of View |
|-----------|------------------|-----|--------|-----------|----------------|
| Your GSPC | 12               | 12  | 9      | 9         | 15             |
| Statewide | 27               | 30  | 25     | 29        | 32             |

##### Targets for New Members

The top groups your members wanted to see more participation from were...

- Business
- Parents
- Elected Officials

76% Agreed/strongly agreed that your GSC/GSPC is working on bringing in new members

9% Didn't know if your GSC/GSPC was working on this

##### Member Engagement Implications:

Respondents thought the membership of the GSC was not fully representative of the community, indicating a need to diversify. Members felt their voices were heard, but also saw room to improve how well members worked together. Many are not familiar with the GSPC.

##### Consider:

What individuals and groups are not well represented in your membership, especially in the GSC? Are these the same groups your members wanted more participation from? How might you change your outreach strategies to reach those who haven't been engaged?

## PRIORITIES

### GSC Activities

|   | Your GSC | Statewide |
|---|----------|-----------|
| Goals, objectives, and strategies addressed root causes of early childhood challenges very well | 59%      | 67%       |
| Members agreed/strongly agreed that the GSC prioritized the right actions this year             | 80%      | 90%       |

### Based on a review of recent strategic plans and action agendas from all GSCs....

**Needs:** On average, GSCs across the state identified **7** types of needs in their communities. Your area identified **8** types.

**Objectives:** On average, GSCs across the state identified **4.5** categories of objectives for their work. Your area identified **5** categories.

**Activities:** Your activities were rated as **somewhat connected** to your strategies.

**Alignment:** Your action agenda was rated as **mostly connected** to the four state outcomes.

### Priority Implications:

The members support the activities of the GSC but think these could better address the root causes of community problems. Activities could be better connected to the statewide outcomes.

### Consider:

How might the GSC's action agenda be refined to better address the statewide outcomes? How are root causes and activities discussed with members in order to show connectivity?

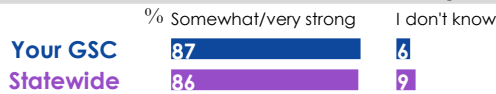
## FUNCTIONALITY

### Use of Data and Plans

|   | Your GSC | Statewide |
|---|----------|-----------|
| GSC often uses an action agenda, strategic plan to guide work | 84%      | 76%       |
| GSPC often uses a written plan to guide work                  | 50%      | 47%       |

Of the needs identified in your GSC's most recent strategic plan or action agenda, **all** were supported by the data included in the plan.

### GSC leadership strength (including directors, liaisons, committee chairs, and others)




### GSPC leadership strength (including directors, liaisons, committee chairs, and others)



### Funding GSC Activities

|                              | Your GSC   | Statewide   |
|------------------------------|--|---|
| Strategic plan indicated:    | 2% No funding sources named in plan              | 11% Named only unsecured funding sources                  |
| Secured funding sources only | 28% Planning to use secured funding sources only | 59% Planning to use secured and unsecured funding sources |

### Your GSC and GSPC communicate effectively with one another



### Functionality Implications:

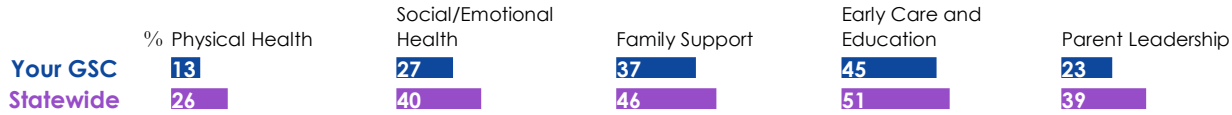
Data and plan use is incorporated well. Many members are not familiar with the leadership of the GSPC. In contrast, the majority thought the GSC leadership was performing well. The relationship between GSC and GSPC is good, but could be improved. Funding for the GSC could be diversified. Identifying funding to support named activities could bolster action.

### Consider:

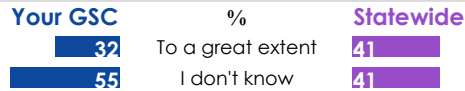
How can members and staff build stronger GSPC leadership? What skill gaps exist? How might more data collection and reporting be incorporated into meetings and activities? Where is the GSC-GSPC communication breaking down? Where are there gaps in membership or skill sets to secure funding for activities?

## PROGRESS

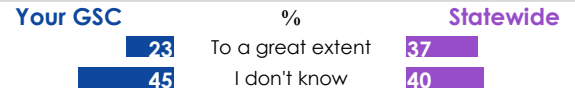
### In the last 12 months, GSC/GSPC has made progress to a great extent in improving...



### GSPC supported the GSC in achieving Michigan's early childhood outcomes



### GSPC helped the GSC understand the needs and concerns of parents



### Greatest successes of your GSC/GSPC

- Partners working together to make progress on a common goal
- Sharing information with the community at large
- Building relationships among partners

### Greatest barriers for your GSC/GSPC

- Staff turnover
- Lack of parent participation
- Inconsistent participation by organizational partners

### Satisfaction with Progress

Overall, **55%** of respondents in your area reported a great deal of satisfaction with the progress on achieving the goals in the action agenda.

### Progress Implications:

In particular, parent leadership and physical health are areas needing attention. The GSPC needs to be strengthened in order to add value to community efforts. Parent participation is lacking, which is a barrier to progress.

### Consider:

What members can help to take action in the areas making less progress? What additional members or skill sets are needed for the GSPC? Which community (parent) populations should be targets for improved communication? Who are champions or allies that could support that outreach?

### Prepared by Public Policy Associates, Inc. and iEval

Questions about this report can be directed to the evaluation team at [ppa@publicpolicy.com](mailto:ppa@publicpolicy.com) or 517-485-4477.